



HIGH ACCURACY

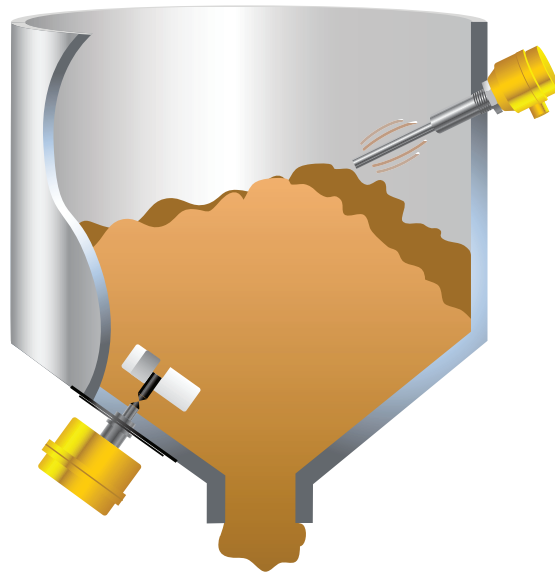
m e a s u r e m e n t i n s t r u m e n t s

PRODUCT DATASHEET

www.high-accuracy.com

Mobrey Dry Products

Level Measurement and Control



- The Mobrey product range provides reliable point level detection in a variety of dry solid applications
- The Mobrey Series PLS is a paddle rotating level switch that detects high or low levels of most free-flowing bulk solids and powders
- The Mobrey Series VLS vibrating rod level switch has a single probe design that eliminates the clogging and ridging problems associated with forks

Overview of the Dry Products Level Switches

Measurement principle

The measurement and control of dry products is important in all industries, from mining through to fine chemicals. Such is the diversity of product to be measured, that no single instrument is capable of reliable operation in all materials.

Mobrey products offer a range of technologies to ensure that users are able to select the most appropriate instrument for the application. [Table 1 on page 3](#) is a guide to selecting a proven and reliable Mobrey product for your application.

Series PLS paddle level switch

The paddle switch may be used as either a high or low level limit switch. It is easily mounted through a vessel wall. A small electric motor drives a paddle which rotates freely in the absence of material.

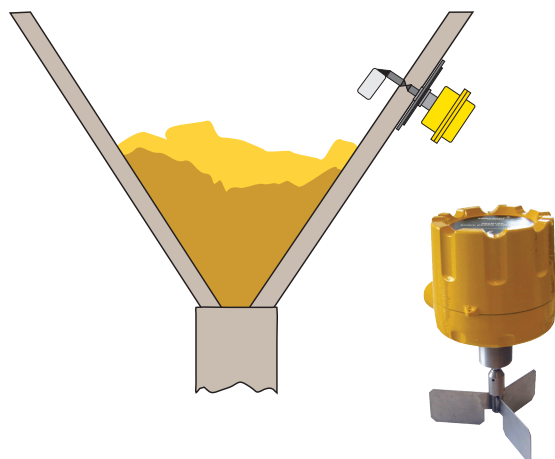
When the paddle is impeded by the presence of material, a microswitch actuates an alarm signal. As soon as the paddle is completely stopped from rotating, power to the motor is cut, thus extending motor life. After the material level falls, the motor is returned to its normal position and the paddle begins to rotate again.

Series PLS switches can be used with granular, pelletized, and powdered dry products. They may be used in high level applications with materials over 160 kg/m³ and low or intermediate applications with materials over 80 kg/m³.

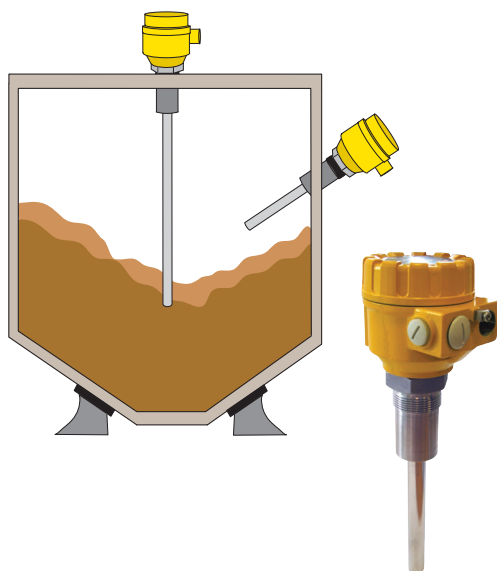
Series VLS vibrating rod level switch

The vibrating rod level switch is the perfect solution for single point level switching in free flowing solids across a wide density range, from fine powders to grains. A single rod design provides the solution to tuning forks which may become blocked or bridged.

The vibration rod is energized and kept in resonance by an electronic circuit. When covered by material, the damping of the vibration is detected by the electronics which initiate the switching of the output relay after a built-in programmable time delay.



Series PLS paddle level switch



Series VLS vibrating rod level switch

Contents

Overview of the Dry Products Level Switches page 2
 Mobrey Series PLS Ordering Information page 4
 Mobrey Series VLS Ordering Information page 7

Technical Specifications page 9
 Dimensional Drawings page 10

Table 1. Product selection guide

Point level switches				
	Paddle PLSK	Paddle PLSH	Vibrating rod VLSK	Vibrating rod VLSH
Duty				
High level alarm	■	■	■	■
Low level alarm	■	■	□	□
Material				
Powder	■	■	■	■
Granular	■	■	■	■
Pellets	■	■	■	■
Aggregate	■	■		
Material density				
Very low ⁽¹⁾	■	■	□	□
Low ⁽²⁾	■	■	■	■
Medium ⁽³⁾	■	■	■	■
High ⁽⁴⁾	■	■	■	■
Very high ⁽⁵⁾	■	■		
Material moisture				
Low	■	■	■	■
High				
Material coating				
Minimal	■	■		
Heavy build-up				
Corrosive				
Low	■	■	■	■
High			■	■
Installation				
Vertical (top)	■	■	■	■
Horizontal (side)	■	■	■	■
Temperature				
Ambient	■		■	■
Low (to -20 °C)	■		■	■
High (to +110 °C)		■	■	
Pressure				
Atmospheric	■	■	■	■
Low 2 bar	■	■	■	■
Medium 10 bar			■	■
Atmosphere				
Dusty	■	■	■	■
Steamy			□	□
Vibration				
Low ⁽²⁾	■	■	■	■
High ⁽⁴⁾	■	■		

Recommended ■ Possible □ Not recommended □

- (1) Very low density examples (up to 100 kg/m³) include powdered carbon (80), bread crumbs (96), and polythene flakes (95).
- (2) Low density examples (100 to 250 kg/m³) include soap flakes (160), ground cork (160), charcoal (208), and sawdust (210).
- (3) Medium density examples (250 to 1000 kg/m³) include bran (256), rolled oats (304), powdered milk (450), flour (596), grain (600 to 800), and granulated sugar (849).
- (4) High density examples (1000 to 2000 kg/m³) include soot (1024), coal (1100), fine salt (1201), cement (1506) and dry sand (1602).
- (5) Very high density examples include gravels (2000 to 2500), aggregates (2000 to 2500), earth (2000), and slag (2100).









Mobrey Series PLS Ordering Information

Table 2. Mobrey Series PLS ordering information

★The Standard offering represents the most common options. The starred options (★) should be selected for best delivery. The Expanded offering is subject to additional delivery lead time.


Model	Product Description	
PLS	Paddle Level Switch series	
Model		
Standard		Standard
K	Standard model, 2 x SPDT alarm relays	★
H	High temperature standard model, 2 x SPDT alarm relays	★
P	Failsafe Safepoint model with fault relay and 1 x SPDT alarm relay	★
T	High temperature failsafe Safepoint model with fault relay and 1 x SPDT alarm relay	★
Mounting		
Standard		Standard
B1	R 1½" BSPT mounting (except high temperature)	★
N1	1¼" NPT mounting (all models)	★
Housing		
Standard		Standard
3	Aluminium alloy housing	★
Voltage		
Standard		Standard
0	115 Vac motor voltage	★
1	240 Vac motor voltage	★
2	24 Vdc motor voltage	★
Approvals		
Standard		Standard
A	ATEX Dust approval	★
Z	No hazardous area approvals	★
Typical Model Number: PLSK B1 3 1 Z (Order paddles and accessories separately)		

Table 3. Paddles and accessories for Mobrey Series PLS

Paddle selection	Scimitar	Single vane	3 Vane std	3 Vane large	2 Vane	4 Vane	Triangular	Belt Vane	
									
Order part no.	P4193	P4145	P4146	P4141	P4135	P4156	P4144	P4137	
Application									
Heavy material >2000 kg/m ³ >40 mm Ø	high							■ *1	
	low							■ *1	
Heavy material >2000 kg/m ³ <40 mm Ø	high	■ *1			■ *1	■ *1			
	low	■ *1			■ *1	■ *1			
Medium material 250 kg/m ³ to 1000 kg/m ³	high	■		■		■	■		
	low	■	■	■		■	■		
Light material up to 250 kg/m ³	high	■			■		■		
	low	■			■		■		
Mounting	Insertable	Insertable	Plate or flange	Plate or flange	Plate or flange	Plate or flange	Plate or flange	Plate or flange	
Notes	*1 Flexible coupling required					■ = Recommended			

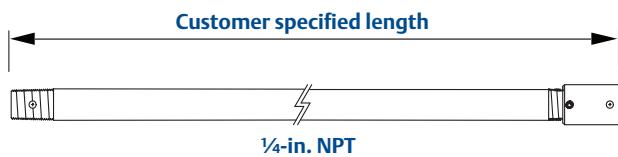
Flexible coupling (P3335)

The flexible coupling works to absorb heavy loads, side loads and loads caused by product surges. A flexible coupling should always be used in top mount installations where a solid shaft extension is used.



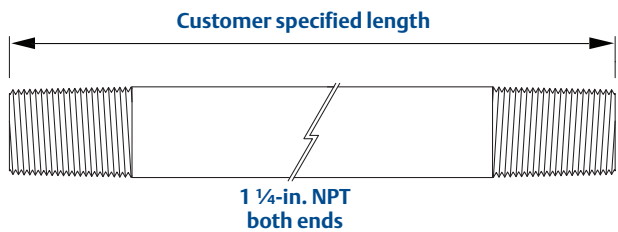
Solid (rigid) shaft extensions (P1175-2/** mm)**

Many top mount installations require that the paddle extends into the vessel to a pre-determined level. Solid shaft extensions in stainless steel are available to customer order up to 1800 mm in length. Multiple sections can be supplied to achieve lengths of up to 3600 mm. Always specify a flexible coupling and a shaft guard with a solid shaft extension.



Shaft guard (P1174-2/** mm)**

A stainless steel shaft guard should be specified when a solid shaft extension is required. The shaft guard should be ordered as the same length as the shaft extension. Maximum length is 1800 mm for lengths of up to 3600 mm, and multiple sections can be supplied complete with assembly coupling. Contact sales office for details.

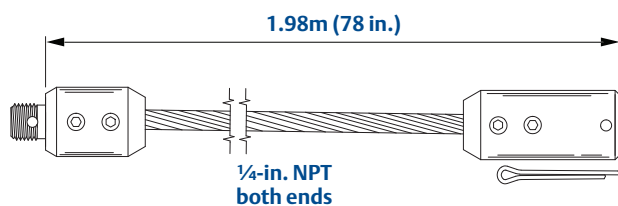


Shaft-guard coupling (P0038)

If it is necessary to use more than one shaft-guard in a single installation, they can be screwed together using shaft-guard couplings.

Flexible shaft extension (P1176-2)

Alternatively, a 2000 mm stainless steel flexible cable extension is available which may be cut to length on site and eliminates the need for the flexible coupling and shaft guard.



Mounting plate (see below for detail)

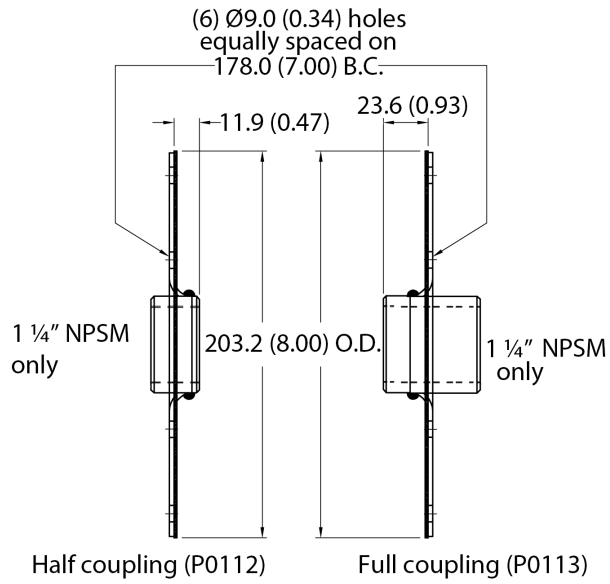
Half coupling: P0112; Full coupling: P0113

A mounting plate allows mounting to a curved or flat surface and is particularly advantageous if the paddle to be used is not an insertion type.

Two types are available: (Note: use only with NPT thread mounting paddle switches)

Full coupling (P0113) in stainless steel is necessary for use in top-mount applications where a shaft extension and shaft guard is specified. (Included as standard on high temperature option.)

Half coupling (P0112) in stainless steel for use in side-mount applications.



Mobrey Series VLS Ordering Information

Table 4. Mobrey Series VLS Ordering Information

★The Standard offering represents the most common options. The starred options (★) should be selected for best delivery. The Expanded offering is subject to additional delivery lead time.

Model	Product Description	
VLS	Vibrating Rod Level Switch series	
Model		
Standard		Standard
K	Standard model with 1 x SPDT alarm relay	★
H	High temperature model with 1xSPDT relay (not available with Extended Cable option)	★
Mounting		
Standard		Standard
B	R 1½-in. BSPT mounting	★
N	N1½-in. NPT mounting	★
Insertion Length		
Standard		Standard
1	Standard length rod, 207 mm insertion length	★
3	Extended rod, 300 to 3000 mm insertion length	★
4	Cable extended, 1000 to 20000 mm insertion length	★
Housing		
Standard		Standard
3	Aluminium Alloy housing, powder coated	★
9	As code 3, but with Remote Electronics	★
Voltage		
Standard		Standard
1Z	20 - 255V ac / 20 - 255V dc, no hazardous area approval	★
5A	20 - 250V ac / 20 - 50V dc, ATEX Dust Certification II 1/2 D	★
Special		
Standard		Standard
/****	Extension length (rod, cable) * see note	★
Typical Model Number: VLSK B1 3 1Z		

VLS Series options

Sensitivity selection

Bulk materials vary greatly in their characteristics. The VLS will operate in bulk materials with density over 50 kg/m³ - the user must however set the sensitivity selection switch to either LOW for products with density less than 100 kg/m³ or to HIGH for products with density greater than 1000 kg/m³.

Failsafe operation

Each VLS may be set to either failsafe high or failsafe low using a switch in the electronics housing.

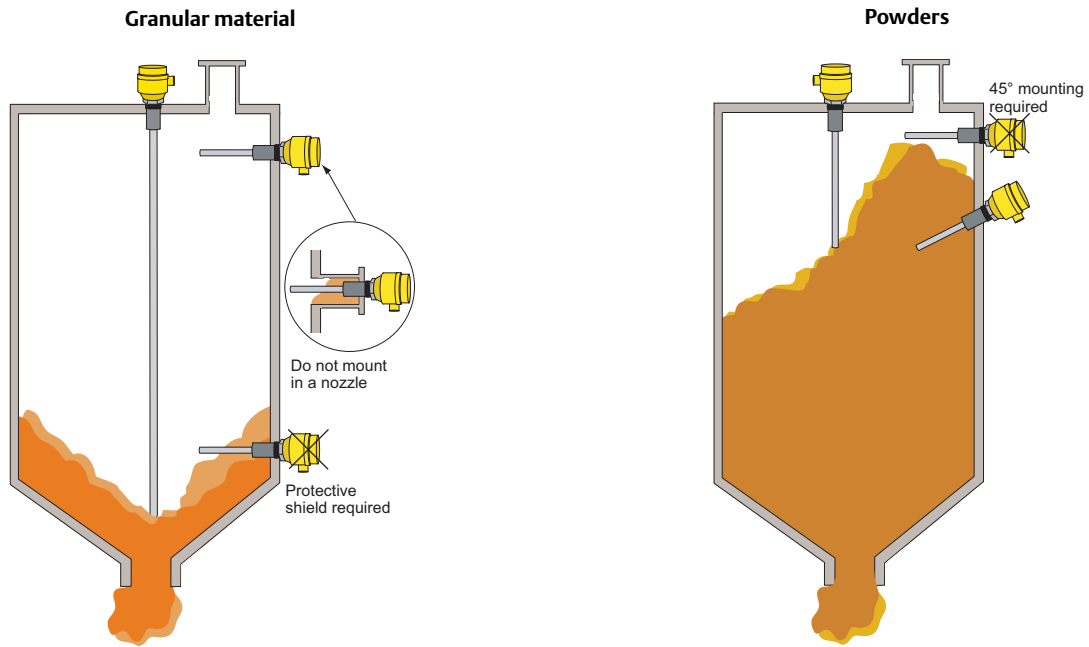
Side mounting

Ideal for use as a failsafe high level switch. When used in a low level application, it is desirable to protect the probe from excessive pressure exerted by the medium and from direct impact when the silo is being filled. A simple shield mounted above the probe is sufficient.

Top mounting

Either in standard length or extended length, mounted vertically in the silo. The cable extended probe which has a length of tough stainless steel cable between probe and mounting point, is ideal for very tall silos.

Installation examples



	High level	Low Level
Standard	Side mount	Side or bottom mount
Pipe extended	Top mount	Side or bottom mount
Cable extended	Top mount	Top mount

Technical Specifications

Technical specifications for Series PLS

Applications

- Free flowing dry products, very low to very high density

Power supply

- Voltage order option code 0: 115 Vac \pm 15%, 50/60 Hz
- Voltage order option code 1: 230 Vac \pm 15%, 50/60 Hz
- Voltage order option code 2: 24 Vdc \pm 15%

Power consumption

- 4 W maximum

Output

- Standard models: 2 x SPDT control relays, 15A at 250 Vac
- Safepoint models:
 - 1 x SPDT control relay, 5A at 250 Vac
 - 1 x SPDT fault relay, 5A at 250 Vac

Conduit connection

- 2 x $3/4$ -in. NPT (NPT models) or 2 x M20 (BSPT models)

Process temperatures

- -40 to 149 °C (Standard models)
- -40 to 121 °C (Safepoint models)
- -40 to 399 °C (High temperature models)

Ambient temperatures

- -40 to 93 °C (Standard models)
- -40 to 65 °C (Safepoint models)

Operating pressures

- 2 bar maximum

Wetside material

- Type 304 SST

Housing material

- Aluminium alloy, powder paint coated

Housing rating

- IP66

Weight

- Typical Standard model: approximately 4 Kg

Approvals

- ATEX II 1/2 D

Technical Specifications for Series VLS

Applications

- Free flowing powders and granules, $\varnothing < 10$ mm, low - high density

Power supply

- Voltage order option code 1Z: 20 - 255 Vac (50/60Hz) / 20 - 255 Vdc
- Voltage order option code 5A: 20 - 250 Vac (50/60Hz) / 20 - 50 Vdc

Output

- 1 x SPDT control relay, 8A at 250 Vac

Conduit connection

- 2 x $1/2$ -in. NPT (NPT models) or 2 x Pg16 (BSPT models)

Response time

- Selectable 2 or 5 seconds

Process temperatures

- -20 °C to +110 °C (standard models)
- -20 °C to +160 °C (high temperature models)⁽¹⁾

Ambient temperatures

- -20 °C to +60 °C

Operating pressures

- 10 bar maximum

Wetside material

- Type 316 stainless steel

Housing material

- Aluminium alloy, powder paint coated

Housing rating

- IP67

Weight

- Approximately 2 kg

Approvals

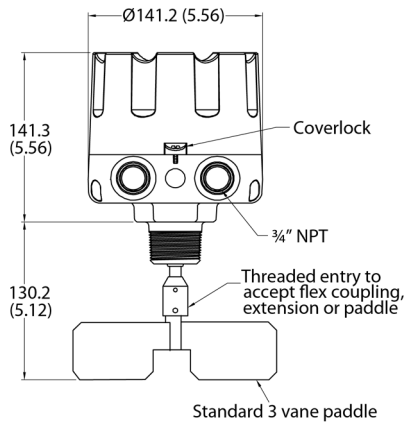
- ATEX II 1/2 D

(1) Not available with Extended Cable option

Dimensional Drawings

Series PLS dimensions

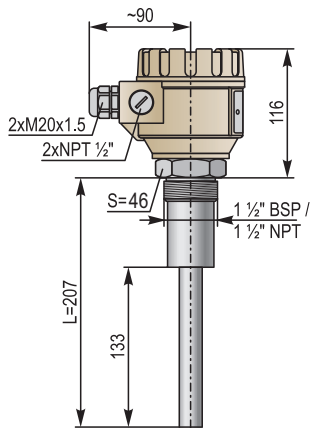
Note: Dimensions are in inches (mm)



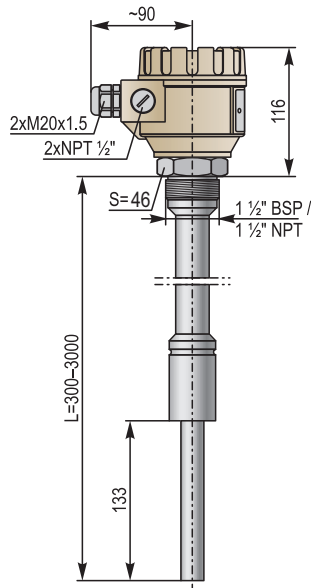
Series VLS dimensions

Note: Dimensions are in mm

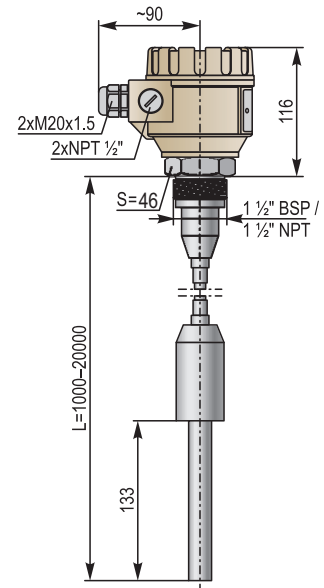
Standard Version



Pipe Extended Version



Cable Extended Version

















HIGH ACCURACY

measurement instruments

Our offering:

	<p>Pressure Measurement</p>		<p>Level Measurement</p>
	<p>Temperature Measurement</p>		<p>Flow Measurement</p>
	<p>Marine Measurement & Analytical</p>		<p>Gas Analysis</p>
	<p>Liquid Analysis</p>		<p>Flame and Gas Detection</p>
	<p>Tank Gauging</p>		<p>Wireless Infrastructure</p>
	<p>Acoustic & Discrete</p>		

www.high-accuracy.com

*The Emerson logo is a trademark and service mark of Emerson Electric Co.
Mobrey is a registered trademark of Rosemount Measurement Ltd.
Rosemount is a registered trademark of Rosemount Inc.
All other marks are the property of their respective owners.
Standard Terms and Conditions of Sale can be found at www.rosemount.com/terms_of_sale*

© 2015 Rosemount Measurement Limited. All rights reserved.

**Emerson Process Management
Rosemount Measurement Ltd.**

158 Edinbough Avenue,
Slough, Berks., SL1 4UE, UK
Tel +44 (0)1753 756600
Fax +44 (0)1753 823589
www.emersonprocess.com

mobrey


EMERSON[™]
Process Management